

WICKED

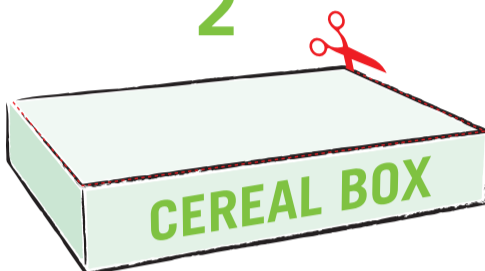
OZ GARDEN COMPETITION

1



CREATE YOUR GARDEN USING AN EMPTY CEREAL BOX.

2



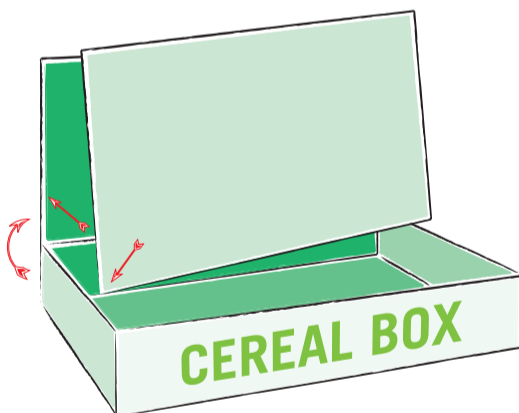
CAREFULLY CUT ALONG FRONT AND SIDE EDGES OF THE BOX.

3



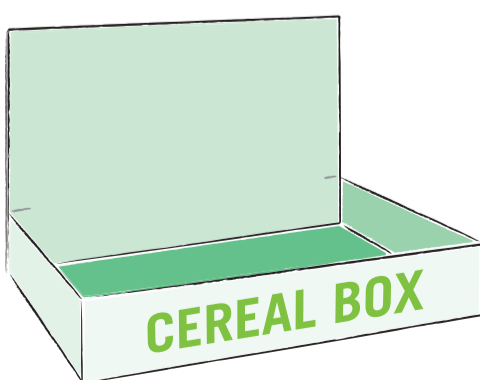
OPEN UP TOP OF BOX TO CREATE A BACKDROP FOR YOUR GARDEN.

4



STRENGTHEN THE BACK OF THE BOX WITH AN EXTRA PIECE OF CARD GLUED TO THE OPENED UP SECTION. MAKE SURE THIS EXTRA PIECE OF CARD FITS INTO THE OPENED BOX FROM THE BASE.

5



USE THE INTERIOR OF THE CEREAL BOX TO CREATE YOUR GARDEN. PLEASE BE CREATIVE AND USE RECYCLED MATERIALS IN PLACE OF LIVING PLANTS OR ANY OTHER LIVING MATTER FOR YOUR ENTRIES TO ENSURE YOUR GARDEN LOOKS WONDERFUL SHOULD YOU BE CHOSEN AS A FINALIST.